



District Report Card: 2017


State: Bihar	District: Samastipur
Class: 8	Subject: Mathematics
Schools: 51	Students: 1268


Participation/Coverage


Students

<div>GENDER</div> <div></div>	Boys				Girls			
	Number		%		Number		%	
	556		43.85		712		56.15	

<div>AREA</div> <div></div>	Rural				Urban			
	Number		%		Number		%	
	1220		96.21		48		3.79	

<div>CATEGORY</div> <div></div>	SC		ST		OBC		GEN	
	Number	%	Number	%	Number	%	Number	%
	273	21.53	0	0.00	853	67.27	142	11.20

<div>CWSN</div> <div></div>	LD	VI	HI	S&LD	ID	Oth
	3	3	1	2	1	1

<div>Management</div> <div></div>	Government			Government-aided		
	Number		%	Number		%
	1268		100.00	0		0.00

Average Performance of Students in Mathematics (%)

Overall	Gender		Area		Management		Social Group			
	Male	Female	Rural	Urban	Govt.	Aided	SC	ST	OBC	GEN
42.95	44.09	42.07	43.01	41.67	42.95	0.00	40.66	0.00	43.58	43.62

Performance on Learning Outcomes (LOs)

Learning Outcomes	Description	Average Performance(%)
M601	Solves problems involving large numbers by applying appropriate operations	44.08
M606	Solves problems on daily life situations involving addition and subtraction of fractions / decimals	59.03
M620	Finds out the perimeter and area of rectangular objects in the surroundings like floor of the class room, surfaces of a chalk box etc.	52.15
M621	Arranges given/collected information in the form of table, pictograph and bar graph and interprets them	31.62
M702	Interprets the division and multiplication of fractions	42.98
M705	Solves problems related to daily life situations involving rational numbers	41.01
M706	Uses exponential form of numbers to simplify problems involving multiplication and division of large numbers	40.26
M707	Adds/subtracts algebraic expressions	57.26
M710	Solves problems related to conversion of percentage to fraction and decimal and vice versa	34.35
M717	Finds out approximate area of closed shapes by using unit square grid/graph sheet	31.31
M719	Finds various representative values for simple data from her/his daily life contexts like mean, median and mode	49.53
M721	Interprets data using bar graph	50.48
M801	Generalizes properties of addition, subtraction, multiplication and division of rational numbers through patterns	30.03
M802	Finds rational numbers between two given rational numbers	38.66
M803	Proves divisibility rules of 2, 3, 4, 5, 6, 9 and 11	53.27
M804	Finds squares, cubes, square roots and cube roots of numbers using different methods	53.99
M808	Uses various algebraic identities in solving problems of daily life	31.31
M812	Verifies properties of parallelogram and establishes the relationship between them through reasoning	36.44
M818	Finds surface area and volume of cuboidal and cylindrical object	17.09
M819	Draws and interprets bar charts and pie charts	37.78

Range of Performance of Students who Answered Correctly							
Below 30%		30% - 50%		50% - 75%		Above 75%	
Number	%	Number	%	Number	%	Number	%
425	33.52	364	28.71	361	28.47	118	9.31

Lowest Performing Learning Outcomes (LOs)

1 - Finds surface area and volume of cuboidal and cylindrical object (17.09)

2 - Generalizes properties of addition, subtraction, multiplication and division of rational numbers through patterns (30.03)

- 3 - Finds out approximate area of closed shapes by using unit square grid/graph sheet (31.31)
- 4 - Uses various algebraic identities in solving problems of daily life (31.31)
- 5 - Arranges given/collected information in the form of table, pictograph and bar graph and interprets them (31.62)